


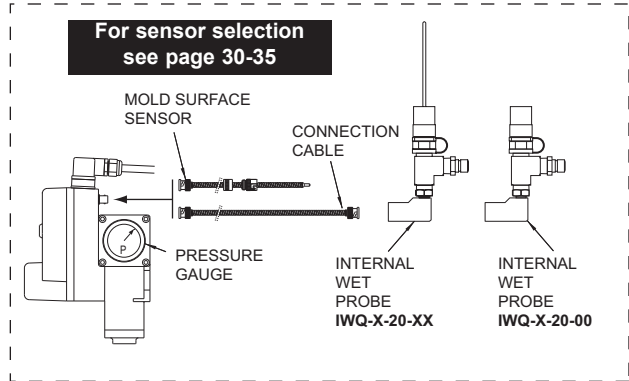
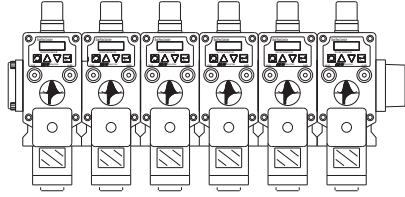
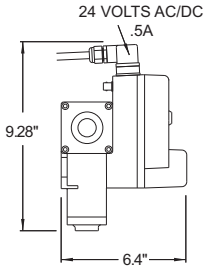
StackPulse™ Controllers - StackValve - 24 Volt ACDC

Wall Mount

WMA-6100

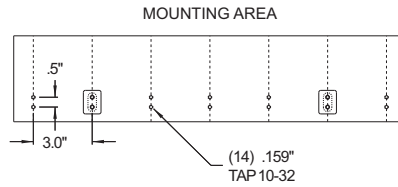
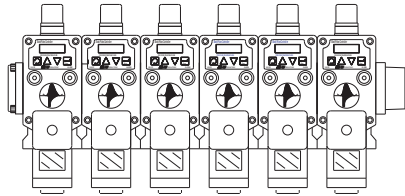


NOTE: Order Sensors, Manifold w/Hand Valves, and In/Out Fittings separately



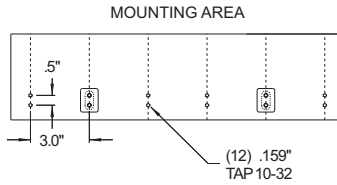
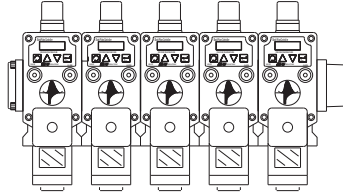
WMA-6XXX

6 ZONES



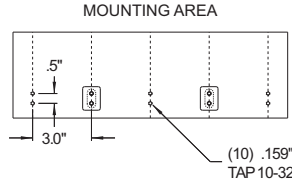
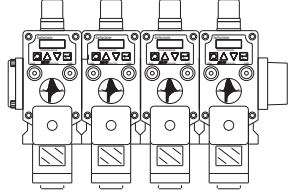
WMA-5XXX

5 ZONES



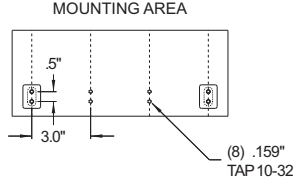
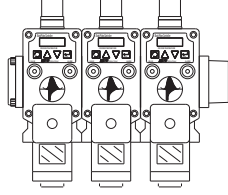
WMA-4XXX

4 ZONES



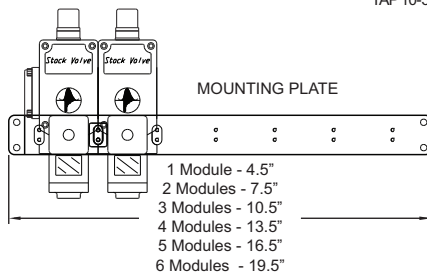
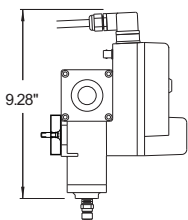
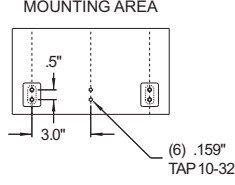
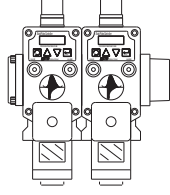
WMA-3XXX

3 ZONES



WMA-2XXX

2 ZONES



Any Port Combination

Supply	Out Ports
1/2"	1/8"
3/4"	1/8" (4)
1"	1/4"
1-1/4"	1/4" (2)
1-1/2"	1/4" (4)
	3/8"
	3/8" (2)
	3/8" (4)
	1/2"
	1/2" (2)
	3/4"
	1"
	1-1/4"

Specify In/Out Fittings separately

W	M	A	X	X	X
W = Wall	M = Machine	S = Swing	P = Post		
				# Zones	01 (Serial #)
				1 - 6	
			A = Assy		
	M = Mount				VOLTAGE
					0 = SPECIFY
					1 = 24V AC
					2 = 120V AC
					4 = 240V AC