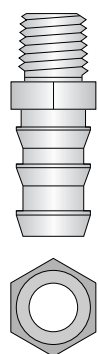


Hose Fittings - 1 = 1/16"

Push-Loc Hose to Male Pipe Fitting (No Clamps Required)



Pipe Thread (in NPT)

Hose Barb
(to fit inside diameter of hose)

Flow Area (Sq. In.)

| THREAD SIZE | HOSE (INSIDE DIAMETER) | HOLE DIAMETER |
|-------------|------------------------|---------------|
| 1/8" | 1/4" | .190" |
| 1/8" | *3/8" | .275" |
| 1/4" | 1/4" | .190" |
| 1/4" | *3/8" | .285" |
| 1/4" | *1/2" | .346" |
| 3/8" | 1/4" | .190" |
| 3/8" | 3/8" | .285" |
| 3/8" | *1/2" | .410" |
| 1/2" | 1/2" | .410" |
| 1/2" | *3/4" | .564" |
| 3/4" | 3/4" | .660" |
| 1" | 1" | .813" |

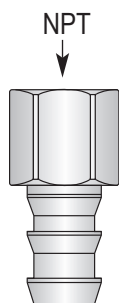
| PART NO. | PRICE |
|---------------------|---------|
| PLMP-04-02 | \$1.13 |
| *PLMP-06-02 | \$1.93 |
| PLMP-04-04 | \$1.35 |
| *PLMP-06-04 | \$1.49 |
| *PLMP-08-04 | \$2.21 |
| PLMP-04-06 | \$1.78 |
| PLMP-06-06 | \$1.73 |
| *PLMP-08-06 | \$1.93 |
| PLMP-08-08 | \$3.24 |
| *PLMP-12-08 | \$4.45 |
| PLMP-12-12 | \$4.64 |
| PLMP-16-16 | \$12.42 |

* PL MP - 06 - 04

Thread -02=1/8" - 04=1/4" - 06=3/8" - 08=1/2" - 12=3/4" - 16 = 1"
 Hose - 04=1/4" - 06=3/8" - 08=1/2" - 12 = 3/4" - 16 = 1"
 MP=Male Pipe
 FP=Female Pipe
 Push-Loc (No hose clamp required)
 High Flow (preferred size)

*Indicates preferred sizes for best flow rate

Push-Loc Hose to Female Pipe

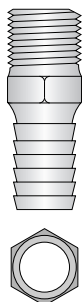


| THREAD SIZE | HOSE (INSIDE DIAMETER) | HOLE DIAMETER |
|-------------|------------------------|---------------|
| 1/8" | 1/4" | .19" |
| 1/8" | 3/8" | .28" |
| 1/4" | 1/4" | .19" |
| 1/4" | 3/8" | .28" |
| 1/4" | 1/2" | .41" |
| 3/8" | 3/8" | .28" |
| 3/8" | 1/2" | .41" |
| 1/2" | 1/2" | .41" |
| 3/4" | 3/4" | .67" |

| PART NO. | PRICE |
|---------------------|---------|
| PLFP-04-02 | \$ 1.78 |
| *PLFP-06-02 | \$ 2.93 |
| PLFP-04-04 | \$ 1.82 |
| *PLFP-06-04 | \$ 1.85 |
| *PLFP-08-04 | \$ 2.72 |
| PLFP-06-06 | \$ 2.32 |
| *PLFP-08-06 | \$ 2.59 |
| PLFP-08-08 | \$ 3.17 |
| PLFP-12-12 | \$ 6.25 |

*Indicates preferred sizes for best flow rate

Barbed Male Fittings - Use with Hose Clamp



← NPT

| THREAD SIZE | HOSE (INSIDE DIAMETER) | HOLE DIAMETER |
|-------------|------------------------|---------------|
| 3/4" | 1" | .750" |
| 1" | 1" | .875" |
| 1" | 1-1/4" | .940" |
| 1-1/4" | 1-1/4" | .980" |
| 1-1/4" | 1-1/2" | 1.280" |
| 1-1/2" | 1-1/2" | 1.214" |
| 1-1/2" | 2" | 1.728" |
| 2" | 2" | 1.824" |

| PART NO. | PRICE |
|---------------------|----------|
| *HCMB-16-12 | \$ 3.31 |
| HCMB-16-16 | \$ 7.00 |
| *HCMB-20-16 | \$ 27.20 |
| HCMB-20-20 | \$ 24.01 |
| HCMB-24-20 | \$ 34.94 |
| HCMB-24-24 | \$ 32.48 |
| HCMB-32-24 | \$ 64.60 |
| HCMB-32-32 | \$ 38.82 |

*Indicates preferred sizes for best flow rate

Due to fluctuating brass prices, please check for current prices.

CITO-FP-PRICE-22-0812