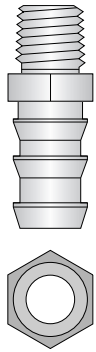


Hose Fittings (1 = 1/16")

(Push-Loc) Hose to Male Pipe Fitting (No Clamps Required)



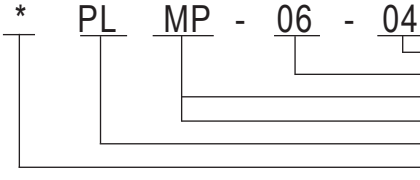
Pipe Thread (in NPT)

Hose Barb
(to fit inside diameter of hose)

Flow Area (Sq. In.)

THREAD SIZE	HOSE (INSIDE DIAMETER)	HOLE DIAMETER
1/8"	1/4"	.190"
1/8"	*3/8"	.275"
1/4"	1/4"	.190"
1/4"	*3/8"	.285"
1/4"	*1/2"	.346"
3/8"	1/4"	.190"
3/8"	3/8"	.285"
3/8"	*1/2"	.410"
1/2"	1/2"	.410"
1/2"	*3/4"	.564"
3/4"	3/4"	.660"
1"	1"	.813"

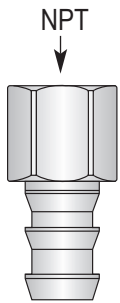
PART NO.	PRICE
PLMP-04-02	\$1.13
*PLMP-06-02	\$1.93
PLMP-04-04	\$1.35
*PLMP-06-04	\$1.49
*PLMP-08-04	\$2.21
PLMP-04-06	\$1.78
PLMP-06-06	\$1.73
*PLMP-08-06	\$1.93
PLMP-08-08	\$3.24
*PLMP-12-08	\$4.45
PLMP-12-12	\$4.64
PLMP-16-16	\$12.42



Thread -02=1/8" - 04=1/4" - 06=3/8" - 08=1/2" - 12=3/4" - 16 = 1"
 Hose - 04=1/4" - 06=3/8" - 08=1/2" - 12 = 3/4" - 16 = 1"
 MP=Male Pipe
 FP=Female Pipe
 Push-Loc (No hose clamp required)
 High Flow (preferred size)

*Indicates preferred sizes for best flow rate

(Push-Loc) Hose to Female Pipe



THREAD SIZE	HOSE (INSIDE DIAMETER)	HOLE DIAMETER
1/8"	1/4"	.19"
1/8"	3/8"	.28"
1/4"	1/4"	.19"
1/4"	3/8"	.28"
1/4"	1/2"	.41"
3/8"	3/8"	.28"
3/8"	1/2"	.41"
1/2"	1/2"	.41"
3/4"	3/4"	.67"

PART NO.	PRICE
PLFP-04-02	\$ 1.78
*PLFP-06-02	\$ 2.93
PLFP-04-04	\$ 1.82
*PLFP-06-04	\$ 1.85
*PLFP-08-04	\$ 2.72
PLFP-06-06	\$ 2.32
*PLFP-08-06	\$ 2.59
PLFP-08-08	\$ 3.17
PLFP-12-12	\$ 6.25

*Indicates preferred sizes for best flow rate

(Barbed) Male to Pipe Fittings (Use with Hose Clamp)



NPT

THREAD SIZE	HOSE (INSIDE DIAMETER)	HOLE DIAMETER
3/4"	1"	.750"
1"	1"	.875"
1"	1-1/4"	.940"
1-1/4"	1-1/4"	.980"
1-1/4"	1-1/2"	1.280"
1-1/2"	1-1/2"	1.214"
1-1/2"	2"	1.728"
2"	2"	1.824"

PART NO.	PRICE
*HCMB-16-12	\$ 3.31
HCMB-16-16	\$ 7.00
*HCMB-20-16	\$ 27.20
HCMB-20-20	\$ 24.01
HCMB-24-20	\$ 34.94
HCMB-24-24	\$ 33.01
HCMB-32-24	\$ 64.60
HCMB-32-32	\$ 38.82

*Indicates preferred sizes for best flow rate

Due to fluctuating brass prices, please check for current prices.

PC-PRICE-25-0204