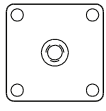
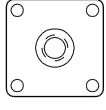


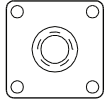
RotoLine™ Flow Indicating Manifold



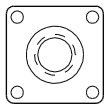
(1) 1/8" EC-2011



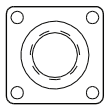
(1) 1/4" EC-2021



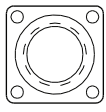
(1) 3/8" EC-2031



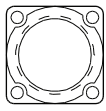
(1) 1/2" EC-2041



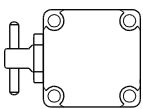
(1) 3/4" EC-2061



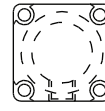
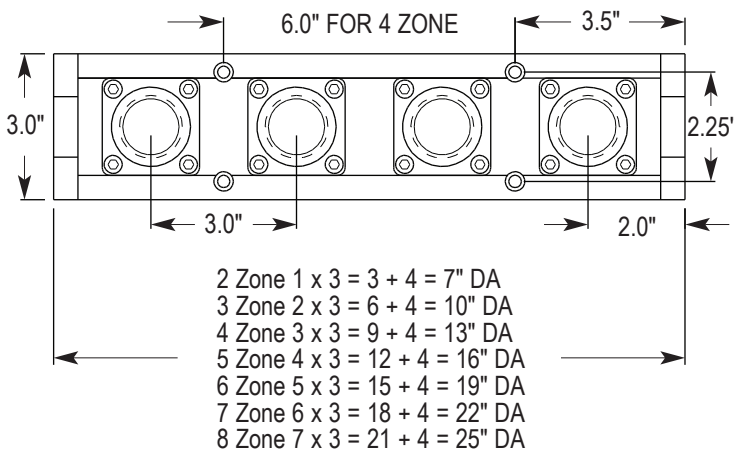
(1) 1" EC-2081



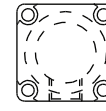
(1) 1-1/4" EC-2101



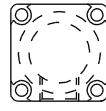
Valve Cap
1/4" - VC-2902
3/8" - VC-2903
1/2" - VC-2904



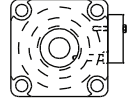
1/4" Side EC-220S



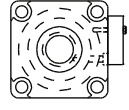
3/8" Side EC-230S



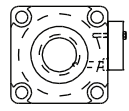
1/2" Side EC-240S



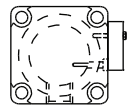
1/4" End EC-22TE-TCK



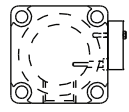
3/8" End EC-23TE-TCK



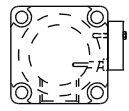
1/2" End EC-24TE-TCK



1/4" End EC-22TS-TCK

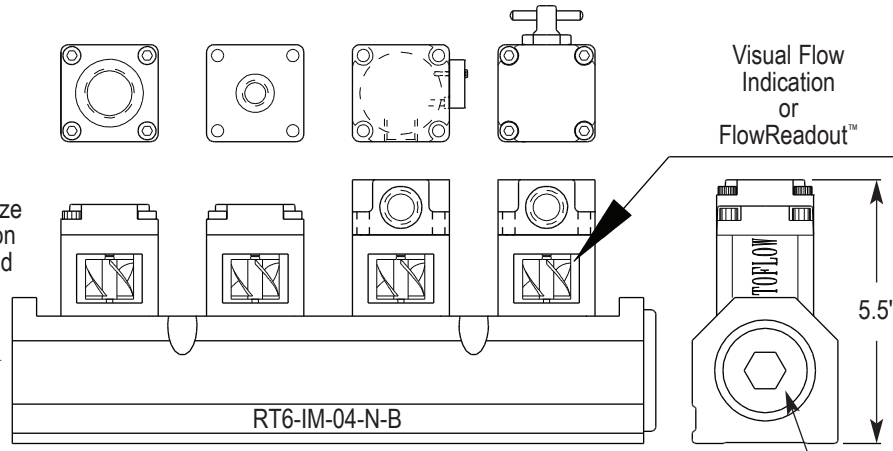


3/8" Side EC-23TS-TCK



1/2" Side EC-24TS-TCK

Supply Size may be on either end

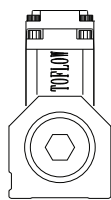
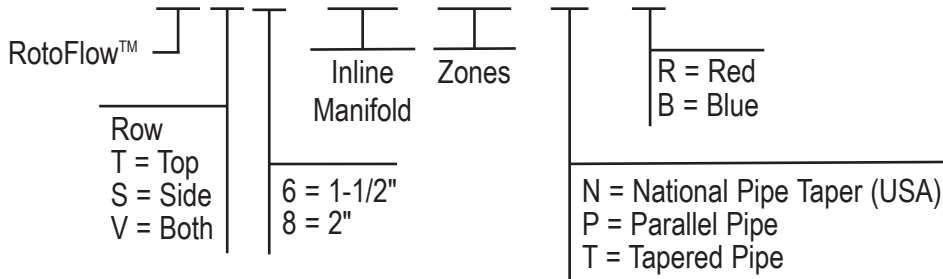


CITO PRODUCTS

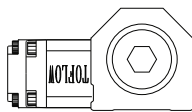
WILL ASSIGN MODEL NUMBER TO EACH CUSTOM ASSEMBLY

*Part Number Code:

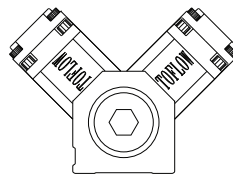
RT6-IM-04-N-B



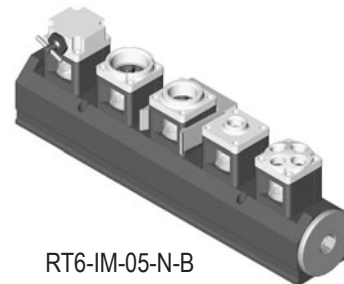
T = TOP



S = SIDE



V = BOTH



RT6-IM-05-N-B

Price Quoted upon Request. Call CITO Products